



**Guidelines for Disposal of Household  
Hazardous Wastes  
Recycling Options  
&  
Drop Off Site Locations**

## General Information Source

The [EARTH 911.com](http://EARTH911.com) website offers assistance, identifies drop off locations, etc. for many of the items that you are seeking to correctly dispose of, or recycle.



### Water Based or Latex Paint

1. For a small amount of paint:
  - a. Remove lid
  - b. Let paint can sit in a well-ventilated area until liquid is dry to a solid state.
2. When dealing with larger quantities of paint, or to speed up the drying process:
  - a. Stir in an absorbent material such as kitty litter or paper.
  - b. Let the can sit in a well ventilated area until liquid is in a solid or almost solid state.
  - c. Place the can in sealed bag; dispose of in garbage can for collection.

### Paint Thinner

1. If there is less than 1/8 amount left in can, leave the can open in a well-ventilated area to allow vapors to disappear. Dispose of can in a bag for collection.
2. For more than 1/8 amount in a can, pour remaining paint thinner into a glass bowl; place it away from children and pets. Allow the liquid to evaporate entirely. Wrap the crystal remnants in paper and place in the trash.


Locations that accept, and properly dispose of paint products, etc.

**Naperville** - Household Haz Waste Drop-Off  
1971 Brookdale Rd., Naperville 630-420-4190

**Chicago** - 1150 N. North Branch, Chicago 312-744-7672

### The Proper Way to Dispose of Used Motor Oil & Car Batteries

If you change your own oil and do regular maintenance like replacing your car battery, you need to dispose of the old oil and batteries properly. Both used motor oil and used car batteries can be recycled to create energy or new products. According to the American Petroleum Institute, two gallons of recycled oil can provide enough electricity for a house for 24 hours.



### Recycling Batteries



Car batteries contain lead, acid, and plastic, and are dangerous to both you and the environment if disposed of incorrectly. When replacing your car's battery, the store where you buy a new one will generally charge you a disposal fee. Below are some suggestions for disposing of a car battery.

When you purchase a new battery, ask the store employee about a "core deposit," which typically is included in the price you pay for the battery. The deposit amount is the amount of money you will receive for bringing your old battery back to the store for recycling. You can take your battery to a recycling center yourself, but you would be forfeiting your core deposit. If you change out your old battery for a new one yourself; call ahead to ensure they will take the battery, provide a recycling rebate. If so, place the old battery into a plastic shopping bag to protect the interior of your car from engine gunk. Place the bag containing the battery into your trunk and take it back to the store. Bring your new battery's receipt and explain to the clerk that you are returning your core battery for recycling. The store will recycle the battery for you

### Recycling Oil

Pour your used oil into sealed containers to minimize the chances of a leak. One way to ensure that the oil is properly contained is to use the containers from the new oil after you have finished your oil change. Place the containers into a plastic bag in case of small leaks or drips on the containers, and place them in the trunk of your car. Motor oil, especially used motor oil, can cause

permanent stains to your car's interior. Deliver the oil to your nearest recycling center. Used motor oil also can be put in a clean rinsed out disposable plastic container with a lid. Example: peanut butter container. Contact a local garage, oil change outlet, etc., to see if they will accept for disposal.

- **Pep Boys (all locations) accept motor oil**
- **These Auto Zone locations accept motor oil for disposal:**

**River Forest:** 710 S. 5<sup>th</sup> Ave. - 708-865-9447

**Villa Park:** 75 E. North Ave. - 630-758-0685

**Carol Stream:** 590 Army Trial Rd. - 630-665-5622

**Glen Ellyn/Wheaton:** 809 E. Roosevelt Rd. 630-510-1464

**River Grove, River Forest, Villa Park, Berkeley, Unincorporated Dupage Service areas:**

Contact a local garage, or an auto repair facility to see if they accept for disposal. Typically the following take gasoline, motor oil and unwanted fuels (**look them up give them a quick call**).

- Jiffy Lube
- Oil Depot
- Advanced Auto Part Stores, and
- City of Chicago Household Hazardous Waste Drop Off site - 312-744-7672
- Naperville Household Hazardous Waste Facility Drop off site - 630-420-4190


Call ahead, whenever possible, to ensure the location you select will take the material.

**Tires**



Call any local automotive repair pair shop regarding tire disposal. Tires are very hazardous and **CAN NOT** be disposed of in the garbage.

Tires must be properly recycled.



**Sharps & Insulin Needles**

**To safely dispose of sharps in the state of Illinois, you may use one of the options listed below for used needles, lancets, and syringes.**

**I. Mail-back Programs**

Mail-back disposal programs allow home sharps users to mail used sharps to licensed disposal facilities as a safe disposal option. Such programs charge a fee for this service. Check with your health care provider or pharmacist, or search the yellow pages or Internet using key words "sharps mail-back."

**II. Needle Destruction Devices**

- Devices or containers with mechanisms that bend, break, incinerate (destroy by high heat), or shear needles are called **sharps needle destruction devices**.
- A destruction device that **incinerates** needles and lancets can be used at home to destroy needles immediately after use. These small, portable devices use a few seconds of high heat to melt needles and reduce them to BB-size balls. Previously used only in healthcare facilities, these devices are now available in smaller, less expensive models for home use.
- Once the needle or lancet is destroyed by heat in a destruction device, the remaining syringe and melted metal can be safely disposed of in the garbage (**not in the recycling container**).



A **needle cutter** that automatically stores the cut needles is also useful while away from home when a disposal container is not available. For disposal of the remains of the syringe

1. Ask your doctor for a list of pharmacies and hospitals in your area that provide boxes or where a Sharp Box can be purchased.
2. "Cin Box" or "Sharp Box" place the whole syringe and needle in box for safest disposal.

3. **As last resort, dispose of sharps in a puncture resistant heavy opaque plastic bottle (bleach bottle w/cap) or tin can with lid (coffee can) when its ¾ full screw the lid back on and, or securely tape down. Duct tape is the best tape to use. Three quarters full is best, if you continue to stuff needles in the container you may risk sticking yourself or puncturing the container if it is plastic. However, this is highly discouraged because of the injury and health risks it places on garbage hauler and processing facility workers.**



Most drugs can be thrown in household trash, take precaution and follow these guidelines.

### **NEVER PLACE LOOSE NEEDLES AND SYRINGES IN THE TRASH!**

- Label container “Do Not Recycle.”
- Put sharps in point-first.
- Containers more than half-full should not be disposed in household refuse container.
- Store sharps in closed container with the cap screwed on.

### **Colostomy – Other Bodily Fluid Waste Bags**

- Empty the contents of the bag properly in toilet.
- Place the emptied bag in a sealed plastic bag, or a bag that can be tied tightly shut.
- Place the sealed bag in a garbage bag for disposal in your garbage container.

### **Guidelines for Prescription Drug Disposal**

- Follow specific drug disposal instructions that may be on the packaging.
- **DO NOT FLUSH** down the toilet.
- Take out of original container and mix with an undesirable substance such as coffee grounds or kitty litter. This will make it less appealing to children and pets.
- Put in sealed bag or empty can with lid.
- Scratch or peel off the label from prescription drug containers to protect your identity.

Although placing household generated sharps in the regular trash may be allowed under state guidelines, some municipalities prohibit this disposal method. Please check with the local authority to determine if this practice is acceptable in your community. You should contact your county or city, public health official, sanitary department, or environmental health department.



**Walgreen Pharmacies** offer a take back program for unused and, or expired medications. The envelope is purchased for nominal fee at Walgreen’s and can be mailed via the U.S. Post Service. Contact your neighborhood Walgreen’s for details.

### **DISPOSAL ASSISTANCE**

- Ask your doctor or pharmacy for proper disposal options. Ask about mail back services.
- Call your local health department (county, township or municipality) for locations of drop off sites-assistance.
- Walgreens’ Pharmacies offer medical envelopes for purchase. Needles/sharps then can be safely sent through the mail for proper disposal.



### **Recycling Plastic Grocery Bags**

The following stores provide a container for recycling plastic grocery and retail shopping bags. Typically the Plastic Bag Recycling Drop Off container is located in the vestibule of the store.

#### **Locations**

**Glen Ellyn:** Jewel Food Store, 599 Roosevelt Rd.  
**Wheaton:** Jewel Food Store, 30 Danada Square  
**River Forest:** Jewel Food Store. 7525 Lake Street

**Berkley:** Berkley Finer Foods, 5447 St. Charles Rd.

**Villa Park:** Jewel Food Store, 33 St. Charles Road

**Elmhurst:** Jewel Food Store, 944 York Rd.

**Bensenville:** Dominick's, 1127 York Road

**Target Stores,** all locations (call local Target ask what items may be dropped off at the store).

### Cooking Oil-Grease

Let oil / grease cool / solidify a bit; then pour or scoop into a container with a sealed lid, example: (coffee can). Dispose of, once material is in a solid state, in a garbage bag.

**NEVER** pour in a sink or toilet. Oil-grease will congeal in pipes and cause blockage.

### Household Cleaning Products



- Use cleaning products in their entirety whenever possible. When container is empty rinse out and place in recycling container.
- If you need to dispose of water soluble

products: window cleaners, bleach, liquid floor cleaners. Pour down the drain with running water. This helps to dilute.

- **NEVER mix any cleaning agents together.**
- Only buy what you will use. Buy in small amounts.

### **Safe alternatives in lieu of hazardous cleaners:**



- **Baking soda:** softens water, and absorbs liquids, refreshes food storage
- **Pure soap:** decomposes naturally comes in flakes/bar.
- **White vinegar:** cuts grease/grime; also deodorizes.
- **Borax:** removes stains, cuts grease and disinfects.

### Batteries

For information call the Recycle Help Line: 1-800-8-BATTERY, enter your zip code for the location nearest you.



Batteries typically accepted are: re-chargeable batteries from cell phones, power tools, camcorders etc.

### Area Drop Off Locations for Batteries

**Glen Ellyn:** Staples, 539 Roosevelt Rd.  
Batteries Plus, 481 Roosevelt Rd.  
Radio Shack, 533 Roosevelt Rd.  
630.469.7474



**Carol Stream:** Home Depot, 4075 Schmale Rd.

**Wheaton:** Radio Shack, 31 Danada Square  
630.690.7900  
US Cellular 146 Danada Square  
Wheaton Electronics Recycling  
Drop-off Site (630) 260-2110

### **Berkley/River Forest/River Grove:**

Radio Shack 60 E. North Ave  
Radio Shack 1505 W. North Ave (cell phones/GPS/old cameras)  
AT&T Wireless Services Lombard, IL, (630) 693-1374  
AT&T Wireless Services Hillside, IL 60162, (708) 449-0078



### **Elmhurst:**

Village of Elmhurst, 209 N. York Rd. 630-530-3000  
(Rechargeable Batteries only)



### **Bensenville:**

Radio Shack, 1047 S. York Rd. 630-238-1830  
(Rechargeable Batteries Only) *Villa Park:*

Batteries Plus, 240 E. Roosevelt Rd., Villa Park

Chicago Battery Recycling, Addison, IL, (630) 333-1072

## Styrofoam

### Styrofoam

Any UPS store will recycle Styrofoam, Packing Peanuts and Bubble Wrap. Drop off at any of the following convenient locations.

### **UPS Stores**

**Glen Ellyn:** 551 Roosevelt Rd. 630-858-7571

**Wheaton:** 20 Danada Square 630-653-8700  
2206 N. Main St. 630-784-0308

**Carol Stream:** 780 Army Trail Rd. 630-213-9450

**Elmhurst:** 205 Butterfield Rd. 630-941-8122

**Villa Park:** 444 E. Roosevelt Rd. 630-653-8700

## Mattresses



The wood, foam, cotton and metal springs that make up most mattresses are all recyclable. Some charitable

organizations or recyclers will pick up mattresses, but you will likely have to drop it off at a designated location.

- **Back to Bed Mattress** (630) 931-4602, 7401 S 78th Ave, Bridgeview, IL 60455
- **Woodland Recycling & Disposal Facility** (847) 741-0219, Monday to Friday 6am to 4pm, Saturday 6am to noon, 7N500 Route 25, South Elgin, IL 60177

## Disposal of Mirrors and Glass Windows

How to SAFELY dispose of Mirrors and Glass Windows properly:

1. Place the shards of broken mirror or glass into brown paper bag. (Fill no more than ½ full).



2. Tape the brown paper bag with duct tape. Wrap the taped brown bag in newspaper and tape shut.
3. Mark the newspaper with a permanent marker "Broken Glass Enclosed".
4. Place the newspaper wrap in your plastic garbage bag.
5. Place out in your garbage cart/can for collection.

## Recycle Mirrors and Glass Windows

Make sure edges are safe by covering them with hot glue from a glue gun or with masking tape.

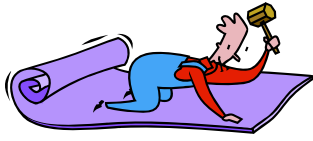


1. A dremel drill will smooth down the edges to make the glass/mirror safe to work with.
2. The most popular reuse of a broken mirror is for mosaics. You can mix with ceramic bits and marbles for decorating tables and stepping stones.
3. Donate the broken pieces to an art supply stores that specializes in stained glass. They sell broken bits of glass/mirror by the pound.

## FLUORSCENT BULBS

1. Batteries Plus: 481 Roosevelt Rd. Glen Ellyn, IL 60137 # 630-790-8100 There is a charge to recycle the bulbs. 4 feet length is .48 cents the common compact bulb is .69 cents. The compact bulbs cost more to recycle.
2. [www.earth911.com](http://www.earth911.com) enter your zip and look for a location near you.
3. Lamp Recycling: 2200 Ogden Ave. #10 Lisle, IL 6 0532 # 800-909-9709 [www.lamprecycling.com](http://www.lamprecycling.com) If you have a small amount (ten or less compact bulbs) you can drop in box at the Lisle location. A container can be purchased for you to mail the bulbs away for proper recycling. Call the number above to speak to a representative.





## Recycling Used Carpet

“Out of the Waste Stream and into the

Mainstream”

**Plastic** products made from recycled carpet: Composite lumber and decking, tie backer board, roofing shingles, railroad ties, automotive parts, carpet cushions, stepping stones, etc.

The best way to recycle old carpet is have the installers or carpet or flooring companies (such as LUNA) take/recycle the old carpet and padding away for free. Commercial carpet companies are able to properly recycle. Here are some other helpful hints.

1. If the carpet is still in good condition, consider donating it to a non-profit organization.
2. Check out the [Carpet America Recovery Effort](#) website, where you can find a list of [carpet reclamation sites](#). Also check [Earth911.org](#); or Google: carpet recyclers, Chicago to locate places that recycle carpet.
3. When getting new carpeting, ask the dealer/installer if they will recycle the old carpet.
4. Consider buying carpeting from companies that make carpeting out of renewable and recyclable materials or that recycles carpet (Flor and Shaw are examples).

A carpet/padding drop off site for Chicago and surrounding suburbs is located at:

**Surfaces Transport**  
**2881 Carl Blvd.**  
**Elk Grove Village, Illinois**

**Drop off between 10 am and 4 pm Monday – Friday**

- The trailer is filled weekly with debris fee carpet (no tacks or metal)
- Carpet should be in strips or rolls
- Padding is also accepted

The company that handles the recycling is CLEAR Carpet Recycling 888-461-8600 ex: 300 other alternatives for recycling are:



| Company                   | Location  | Contact/Phone                    | Website           | Cost to dispose   |
|---------------------------|---|----------------------------------|-------------------|---|
| Foam Recycle Center       | 150 N. Railroad Ave. Northlake, IL                        | Louis Renbaum<br>301-502-6410    | N/A               | N/A   |
| Surface Transports        | 2881 Carl Blvd. Elk Grove Village, IL                     | 888-461-8600                     | N/A               | N/A   |
| Exhibitors Carpet Surface | Enter zip code to find a location near you on the website | Bruce Gilcksberg<br>773-251-1601 | recyclecarpet.org | N/A   |
| P.C.I Floor Tech          | 910 W. National Ave. Addison, IL 60101                    | 630-458-0760                     | N/A               | \$1 per square yard of carpet<br>\$.50 per square yard of padding |